

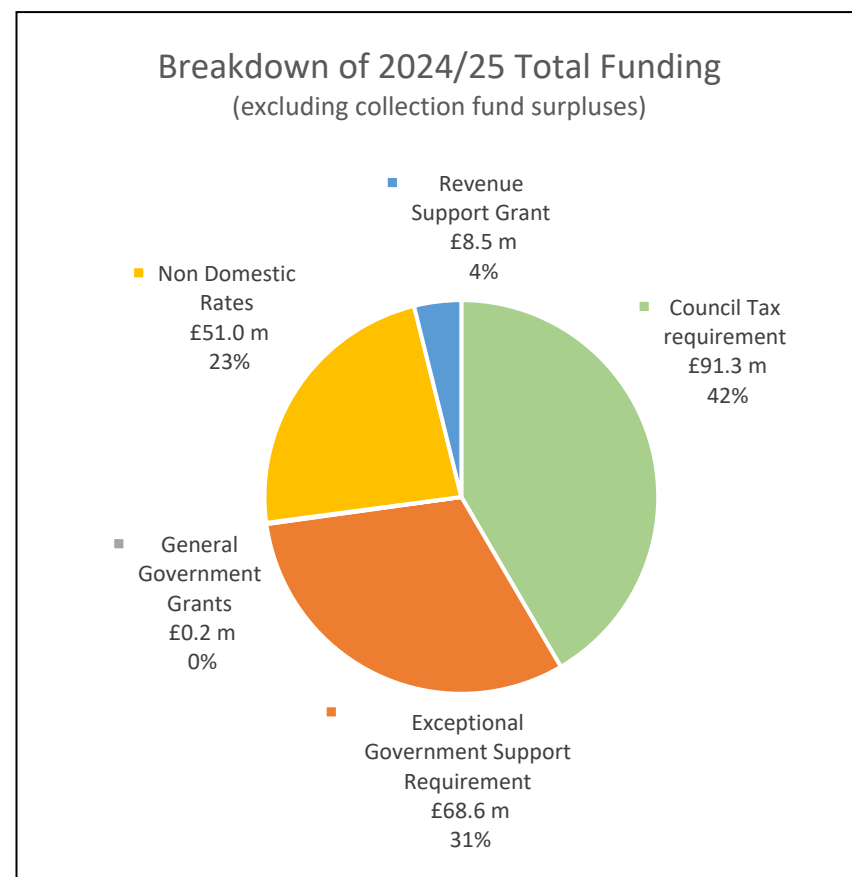
Appendix 1 – 2024/25 Revenue Budget Breakdown

2024/25 Revenue Budget Overview

Gross expenditure to be incurred in the delivery of Council services in 2024/25 is **£410m**. After taking income and specific grants into account, the net cost of services amounts to **£223m**.

The **£68.6m** shortfall in available funding will require exceptional government support. This equates to 31% of the overall funding requirement.

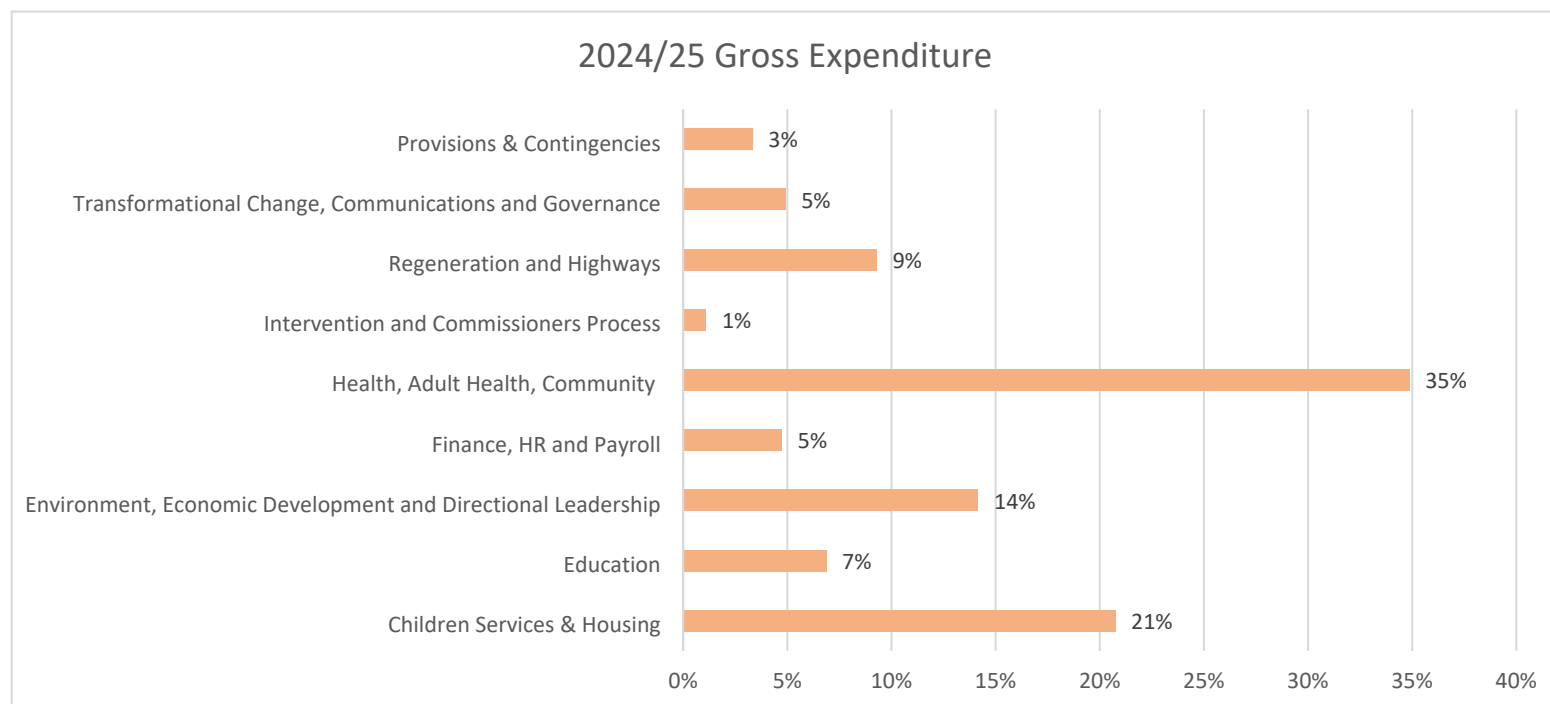
2023/24 Revised Budget £'000	Budget Breakdown	2024/25 Proposed Budget £'000
516,189	Gross Expenditure	410,150
	Deduct:	0
(54,570)	Income	(45,411)
(19,047)	Specific Grants - Better Care Fund	(19,047)
(51,754)	Specific Government Grants - Dedicated Schools Grant	(53,274)
(64,457)	Specific Government Grants (excluding DSG)	(69,640)
326,361	Subtotal: Net cost of Services	222,779
(1,401)	General Government Grants	(230)
(7,967)	Revenue Support Grant	(8,494)
(47,270)	Non-Domestic Rates	(50,999)
(5,216)	Non-Domestic Rates Collection Fund	(3,564)
(82,354)	Council Tax requirement	(91,266)
616	2023/24 Council Tax Hardship Fund	616
(2,611)	Council Tax Collection Fund Surplus	(273)
(146,203)	Subtotal: Total funding	(154,210)
(180,159)	Exceptional Government Support Requirement	(68,570)
0	Balanced budget	0



Appendix 1 – 2024/25 Revenue Budget Breakdown

Gross Expenditure

Over 60% of the gross expenditure budget has been allocated within Adults, Childrens & Housing – these services provide support for some of the most vulnerable people within the borough.



Note. The above allocation will be amended once the below have been progressed and allocation to specific service areas has been agreed:

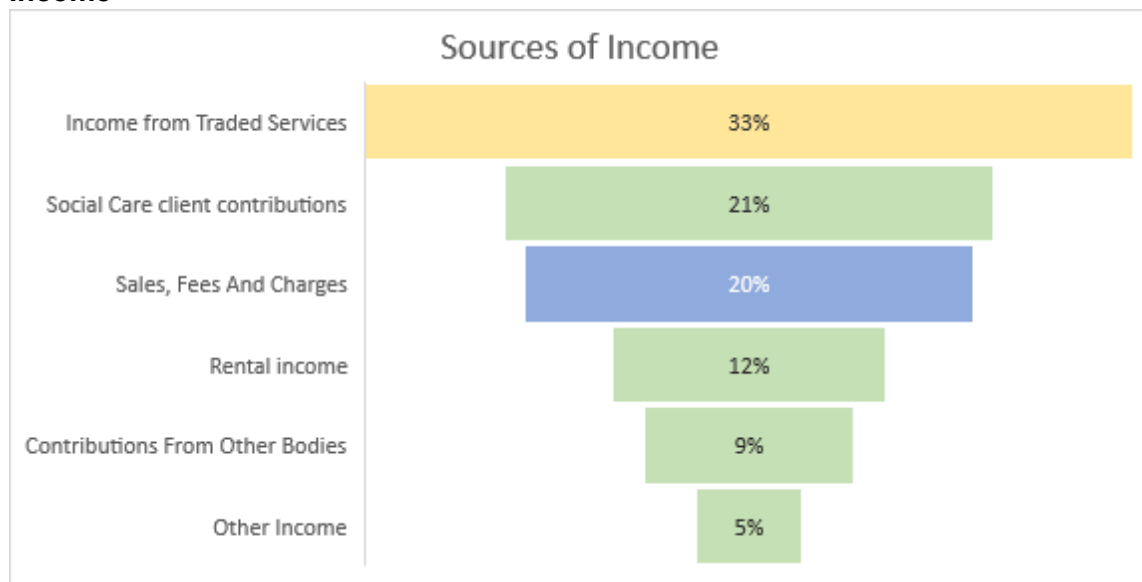
CTS0201- Contact Management £0.52m

Further saving of £1.699m

Excluded from the above chart: Better Care Fund, Dedicated Schools Grant, Treasury & Central Financing costs, Housing Benefits

Appendix 1 – 2024/25 Revenue Budget Breakdown

Income



Income from Traded Services

93% of income is generated through traded services, predominately through 3 key areas:

Traded Services income	2024/25 Budget
Counter Fraud Service	£9.1 m
Schools Catering Service	£4.1 m
Trade Waste	£0.9 m
	£14.1 m

Income from Fees & Charges

19% of income is generated through fees and charges to residents and businesses, the top 10 are listed below:

Fees & Charges Income	2024/25 Budget
Enforcement and Public Protection	£1.6 m
Development Control	£1.2 m
Waste Services	£1.0 m
Theatre	£0.7 m
Highways Infrastructure	£0.6 m
Clean and Green	£0.6 m
Building Control	£0.4 m
Performance and Support	£0.4 m
Licensing	£0.3 m
Registrars	£0.3 m
Music Services	£0.2 m
Employability & Skills	£0.2 m
Public Protection	£0.2 m
Private Sector Housing	£0.2 m
Travellers Sites	£0.2 m
Libraries	£0.1 m
	£8.2 m

There has been a 19% increase in the levels of income expected to be generated through F&C's, this reflects inflationary increases and new charges such as garden waste and post 16 school transport.

Appendix 1 – 2024/25 Revenue Budget Breakdown

1. Children Services & Housing

Service level movement from 23/24 budget to 24/25 budget allocation:

Portfolio	Service	2023/24 Revised budget £'000	2023/24 Ongoing Pressures £'000	Inflation and other increases £'000	Children's Services Growth £'000	Homelessness Growth £'000	Savings £'000	2024/25 Budget £'000
Children Services & Housing	Children and Family Services	34,522	2,150	1,199	946	0	(901)	37,916
	Education & Skills	1	0	0	0	0	0	1
	Homelessness	986	178	125	0	350	(266)	1,373
	Private Sector Housing	1,094	0	43	0	0	(40)	1,097
	Travellers	53	0	3	0	0	0	56
	Additional Social Care Grant 2024/25	0	0	0	0	0	0	0
Children Services & Housing Total		36,656	2,328	1,370	946	350	(1,207)	40,443

Service level budget allocation:

Portfolio	Service	Expenditure £'000	Income £'000	Specific Government Grants £'000	2024/25 Budget £'000
Children Services & Housing	Children and Family Services	47,263	(420)	(8,927)	37,916
	Education & Skills	1,568		(1,567)	1
	Homelessness	3,875	(1,313)	(1,188)	1,373
	Private Sector Housing	1,736	(265)	(375)	1,097
	Travellers	519	(463)		56
	Additional Social Care Grant 2024/25	0		0	0
Children Services & Housing Total		54,961	(2,460)	(12,057)	40,443

Appendix 1 – 2024/25 Revenue Budget Breakdown

2. Education

Service level movement from 23/24 budget to 24/25 budget allocation:

Portfolio	Service	2023/24 Revised budget £'000	Inflation and other increases £'000	Children's Services Growth £'000	Savings £'000	2024/25 Budget £'000
Education	Youth Offending	390	29	0	(1)	419
	Dedicated Schools Budget	0	0	0	0	0
	Education & Skills	4,786	326	105	(715)	4,502
	School Transport	4,336	0	799	(432)	4,702
Education Total		9,513	355	903	(1,148)	9,623

Service level budget allocation:

Portfolio	Service	Expenditure £'000	Income £'000	Specific Government Grants - (DSG) £'000	Specific Government Grants (excl. DSG) £'000	2024/25 Budget £'000
Education	Youth Offending	764	(86)		(259)	419
	Dedicated Schools Budget	53,287	(14)	(53,274)	0	0
	Education & Skills	13,033	(5,283)		(3,249)	4,502
	School Transport	4,861	(104)		(55)	4,702
Education Total		71,946	(5,487)	(53,274)	(3,563)	9,623

Appendix 1 – 2024/25 Revenue Budget Breakdown

3. Environment, Economic Development and Directional Leadership

Service level movement from 23/24 budget to 24/25 budget allocation:

Portfolio	Service	2023/24 Revised budget £'000	Inflation and other increases £'000	Savings £'000	2024/25 Budget £'000
	ASELA	60	0	0	60
	Counter Fraud & Enforcement	(941)	28	(139)	(1,052)
	Emergency Planning and Resilience	479	28	(6)	501
	Environment and Highways	1,528	126	(233)	1,421
	Lower Thames Crossing & Transport Infrastructure Service	145	0	0	145
	Planning, Transportation and Public Protection	3,284	203	(291)	3,196
	Street Scene and Leisure	22,615	1,168	(3,396)	20,387
Environment, Economic Development and Directional Leadership Total		27,169	1,553	(4,065)	24,657

Service level budget allocation:

Portfolio	Service	Expenditure £'000	Income £'000	Specific Government Grants £'000	2024/25 Budget £'000
	ASELA	60	0	0	60
	Counter Fraud & Enforcement	8,430	(9,482)		(1,052)
	Emergency Planning and Resilience	537	(36)	0	501
	Environment and Highways	1,874	(452)		1,421
	Lower Thames Crossing & Transport Infrastructure Service	224	(79)		145
	Planning, Transportation and Public Protection	3,998	(594)	(209)	3,196
	Street Scene and Leisure	23,335	(2,913)	(35)	20,387
Environment, Economic Development and Directional Leadership Total		38,457	(13,557)	(243)	24,657

Appendix 1 – 2024/25 Revenue Budget Breakdown

4. Finance, HR and Payroll

Service level movement from 23/24 budget to 24/25 budget allocation:

Portfolio	Service	2023/24 Revised budget £'000	2023/24 Ongoing Pressures £'000	Inflation and other increases £'000	Central Services growth £'000	Savings £'000	2024/25 Budget £'000
Finance, HR and Payroll	Chief Executive support services	442	0	35	0	(12)	466
	Corporate Finance	6,003	75	595	1,500	(1,024)	7,149
	Housing Benefits	(448)	0	0	0	0	(448)
	HR, OD and Transformation	3,241	50	210	0	(685)	2,816
	Levies	682	0	0	0	0	682
	Pension / Corporate Overheads	1,037	79	0	0	0	1,116
Finance, HR and Payroll Total		10,957	204	840	1,500	(1,721)	11,780

Service level budget allocation:

Portfolio	Service	Expenditure £'000	Income £'000	Specific Government Grants £'000	2024/25 Budget £'000
Finance, HR and Payroll	Chief Executive support services	466	0		466
	Corporate Finance	7,614	(466)	0	7,149
	Housing Benefits	27,710	(362)	(27,796)	(448)
	HR, OD and Transformation	2,984	(168)		2,816
	Levies	682			682
	Pension / Corporate Overheads	1,116		0	1,116
Finance, HR and Payroll Total		40,572	(996)	(27,796)	11,780

Appendix 1 – 2024/25 Revenue Budget Breakdown

5. Health, Adult Health & Community

Service level movement from 23/24 budget to 24/25 budget allocation:

Portfolio	Service	2023/24 Revised budget £'000	Inflation and other increases £'000	Adult Social Care Growth £'000	Savings £'000	2024/25 Budget £'000
Health, Adult Health & Community	Assistive Equipment & Technology	699	0	0	(50)	649
	Better Care Fund	0	0	0	0	0
	Commissioning & Service Delivery	(1,110)	282	(1,838)	(132)	(2,798)
	Community Development	2,149	129	0	(103)	2,175
	Arts (Cultural Services)	99	5	0	(0)	104
	External Placements	38,843	0	3,798	(1,374)	41,268
	Fieldwork Services	5,067	473	0	(131)	5,409
	Provider Services	9,123	986	0	(628)	9,481
	Public Health	0	0	0	0	0
	Social Care Performance	727	50	0	(60)	717
Health, Adult Health & Community Total		55,597	1,925	1,960	(2,478)	57,004

Appendix 1 – 2024/25 Revenue Budget Breakdown

Health, Adult Health & Community (cont.)

Service level budget allocation:

Portfolio	Service	Expenditure £'000	Income £'000	Specific Government Grants £'000	Specific Grants - Better Care Fund £'000	2024/25 Budget £'000
Health, Adult Health & Community	Assistive Equipment & Technology	849	(50)	(150)		649
	Better Care Fund	19,047			(19,047)	0
	Commissioning & Service Delivery	6,571	(166)	(9,203)		(2,798)
	Community Development	2,285	(110)			2,175
	Arts (Cultural Services)	775	(671)	0		104
	External Placements	54,944	(10,815)	(2,862)		41,268
	Fieldwork Services	5,447	(38)			5,409
	Provider Services	10,377	(896)			9,481
	Public Health	12,648	(291)	(12,357)		0
	Social Care Performance	789	(72)			717
Health, Adult Health & Community Total		113,732	(13,108)	(24,572)	(19,047)	57,004

Appendix 1 – 2024/25 Revenue Budget Breakdown

6. Regeneration & Highways

Service level movement from 23/24 budget to 24/25 budget allocation:

Portfolio	Service	2023/24 Revised budget £'000	2023/24 Ongoing Pressures £'000	Inflation and other increases £'000	Savings £'000	2024/25 Budget £'000
Regeneration and Highways	Counter Fraud & Enforcement	(254)	0	59	(87)	(281)
	Economic Growth & Partnerships	544	0	21	(50)	515
	Highways, Fleet and Logistics	8,203	0	224	(570)	7,857
	Place Delivery	286	0	31	(4)	313
	Planning, Transportation and Public Protection	2,607	0	180	(200)	2,586
	Property	4,950	942	422	(620)	5,694
	Regeneration and Highways Total		16,336	942	936	(1,531)

Service level budget allocation:

Portfolio	Service	Expenditure £'000	Income £'000	General Government Grants £'000	2024/25 Budget £'000
Regeneration and Highways	Counter Fraud & Enforcement	1,034	(1,315)		(281)
	Economic Growth & Partnerships	788	(273)		515
	Highways, Fleet and Logistics	8,520	(663)		7,857
	Place Delivery	643	(330)		313
	Planning, Transportation and Public Protection	4,309	(1,677)	(45)	2,586
	Property	9,933	(4,239)		5,694
	Regeneration and Highways Total		25,227	(8,499)	(45)

Appendix 1 – 2024/25 Revenue Budget Breakdown

7. Transformational Change, Communications and Governance

Service level movement from 23/24 budget to 24/25 budget allocation:

Portfolio	Service	2023/24 Revised budget £'000	2023/24 Ongoing Pressures £'000	Inflation and other increases £'000	Savings £'000	2024/25 Budget £'000
	Democratic Services	264	0	28	(5)	286
	Electoral Services	457	0	17	(10)	464
	Corporate Project Management Team	884	292	76	(380)	872
	Information Management	675	0	62	(98)	640
	ICT	4,160	1,184	203	(443)	5,103
	Legal Services	2,281	85	180	(324)	2,223
	Members Services	904	0	11	(11)	904
	Strategy, Communications & Customer Services	2,050	0	241	(238)	2,053
Transformational Change, Communications and Governance Total		11,675	1,561	818	(1,508)	12,546

Service level budget allocation:

Portfolio	Service	Expenditure £'000	Income £'000	2024/25 Budget £'000
	Democratic Services	293	(6)	286
	Electoral Services	465	(1)	464
	Corporate Project Management Team	872	0	872
	Information Management	705	(65)	640
	ICT	5,103	0	5,103
	Legal Services	2,525	(302)	2,223
	Members Services	904	0	904
	Strategy; Communications & Customer Services	2,461	(408)	2,053
Transformational Change, Communications and Governance Total		13,329	(784)	12,546

Appendix 1 – 2024/25 Revenue Budget Breakdown