













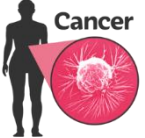














LeDeR End of Year Report – Easy Read




| | |
|--|---|
|  | <p>“LeDeR” means that when a person with Learning Disability dies, we check out:</p> |
|  | <p>Why they died.</p> |
|  | <p>If everything was done to give the person good health and stop them dying early.</p> |
|  | <p>We say what should happen to make things better for people who are still alive.</p> |





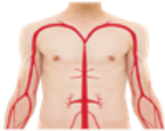

| | |
|---|---|
|  <p style="text-align: right;">7134</p> | <p>In Southend, Essex and Thurrock there are 7134 people with Learning Disability (aged 14 years up) on their GP LD Register.</p> |
|  | <p>At the end of March we looked at all the reviews which were finished.</p> |
|  <p style="text-align: right;">272</p> | <p>272 people with LD died since LeDeR began in our area (September 17)</p> |
|  <p style="text-align: right;">137</p> | <p>137 reviews were finished.</p> |
|  | <p>This is what we found.</p> |
|  | <p>People with learning disabilities die 20 years younger than other people.</p> |


| Cause of Death | Southend Essex Thurrock | National LeDeR |
|---|--|--|
|  <p>Pneumonia (Lung infection)</p> |  <p>34 out of 100 people</p> |  <p>24 out of 100 people</p> |
|  <p>Swallowing and pneumonia</p> | <p>17 out of 100 people</p> | <p>16 out of 100 people</p> |
|  <p>Cancer</p> | <p>9 out of 100 people</p> | |

| Cause of Death | Southend Essex Thurrock | National LeDeR |
|--|--|--|
|  <p>Sepsis</p> |  <p>9 out of 100 people</p> |  <p>7 out of 100 people</p> |
|  <p>Heart</p> | <p>7 out of 100 people</p> | |
|  <p>Heart and lungs</p> | <p>6 out of 100 people</p> | |
|  <p>Gastric and intestinal</p> | <p>4 out of 100 people</p> | |
|  <p>Epilepsy</p> | <p>3 out of 100 people</p> | <p>6 out of 100 people</p> |
|  <p>Dementia</p> | <p>2 out of 100 people</p> | <p>9 out of 100 people</p> |
| <p>Other</p> | <p>5 out of 100 people</p> | |

| | Southend Essex and Thurrock | National LeDeR | All people in UK |
|---|--------------------------------------|--------------------------------------|---|
|  More men died than women | 64 out of 100 people were men | 58 out of 100 people were men | |
|  Average Age | 60 years | 60 years | 81 years |
|  Died in hospital | 55 out of 100 people | | 46 out of 100 people |
|  White British | 87 out of 100 people | 90 out of 100 people | Everyone else in SET 90 out of 100 people |

| | |
|---|---|
|  | The people who died and were Black, Asian or other Ethnic Groups were mostly children |
|  | We need to plan better how people want to age and experience the end of their life |
|  | Some care is very good |

| | |
|---|--|
| <h1>2019</h1> | <p>This is what we did last year</p> |
|  | <p>We now have a set of Easy Read documents to support Annual Health Checks and Healthy Living.</p> |
|  | <p>We agreed how we are going to work together to make sure people are not given medicine to control their behaviour (STOMP).</p> |
|  | <p>We understand more about GP LD Registers and know what we have to do to make them better.</p> |
|  | <p>Sometimes doctors decide that someone should not be resuscitated. Our hospitals have made sure this is only when they can't get better and not because they have learning disability.</p> |
|  | <p>We raised the awareness of sepsis in some areas</p> |
|  | <p>We did all the old reviews (87) North East CSU (another health organisation) still has a lot of reviews from 2018 to do.</p> |

| | |
|---|---|
| <p>2020</p> | <p>This year we will focus on 4 important things</p> |
|  | <p>Everyone should have a health check every year</p> |
|  | <p>Frailty – some people have complicated health problems which can get worse. They may find it difficult to move and can get infections. This can happen earlier in life for people with learning disabilities and we need to help prevent it.</p> |
|  | <p>Dynamic Support Register. We will understand the health risks for each person and work together to help them stay healthy.</p> |
|  | <p>Care Coordination – one person should understand all of the needs and make sure everyone works together.</p> |
|  | <p>The LeDeR Steering Group will check that these things are happening</p> |



**Report by Rebekah Bailie
LeDeR LAC
Integrated LD Health Commissioner**