

Improving Cancer Waiting Times

Thurrock Health Overview & Scrutiny Committee
8th November 2018



Recovery plan update

- Since the last update to HOSC we have continued to focus on the three key areas of:
 - Pathway transformation
 - Operational grip and control
 - Investment in additional capacity and capability
- We recognise that any improvement must deliver **sustainable** waiting times and as such we are focusing on a range of new measures at every stage of an individuals' care.
- There is still much more to do.



Pathway transformation – shortening time to diagnosis

We have set new internal standards to reduce waiting times through to diagnosis:

- 1ww for first appointment / diagnostic (additional capacity being put in place below)
- 1ww turnaround for diagnostics (Radiology, Pathology, Endoscopy)
- 1ww to follow up appointments

This will then enable us to start treatment faster:

- Diagnosis by day 28
- Referral out by day 38
- Treatment by day 62

	Weekly Test/Clinic Capacity required
Breast	103
Gynaecology	34
Haematology	5
Head & Neck	29
Lower GI	55
Lung	23
Sarcoma	4
Skin	179
Upper GI	30
Urology	32

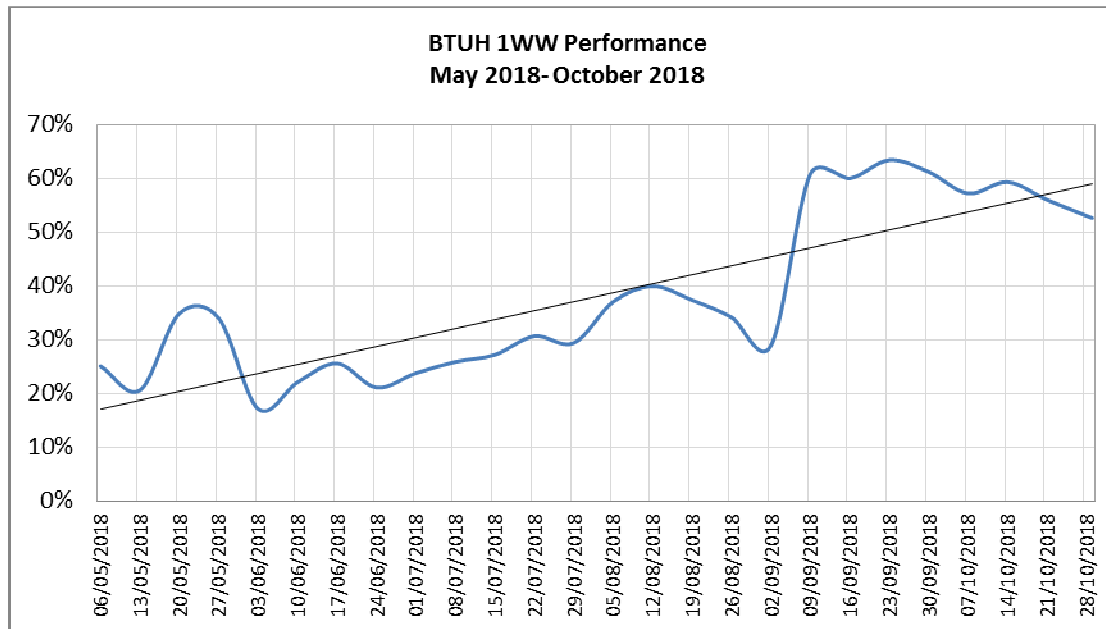


Pathway transformation – changing the diagnostic pathway

Focus on straight to test (STT) models to shorten time to diagnosis		Outcomes achieved
Lung	<ul style="list-style-type: none"> • Patients now go straight to a CT scan then multidisciplinary diagnostic meeting. • Introduced specialist molecular testing on site reducing delays in send-away tests. 	<p>Yes</p> <p>Yes</p>
Prostate	<ul style="list-style-type: none"> • Patients referred with suspected prostate cancer can have an MRI scan within 7 days. • The Trust will be offering a new routine referral pathway for patients with a moderately raised PSA which will support implementation of referral guidance. 	<p>Yes</p> <p>Yes</p>
Upper GI	<ul style="list-style-type: none"> • A STT pathway is in development with planned commencement 2nd June. The new pathway incorporates initial diagnostic and virtual clinics for rapid review of results and planning next steps. 	<p>Yes</p>
Colorectal	<ul style="list-style-type: none"> • A STT pathway commenced last week. This is a consultant led process to stream appropriate patients to endoscopy within 7 days of referral. 	<p>Yes</p>



1 week wait and reported headline performance against cancer standards



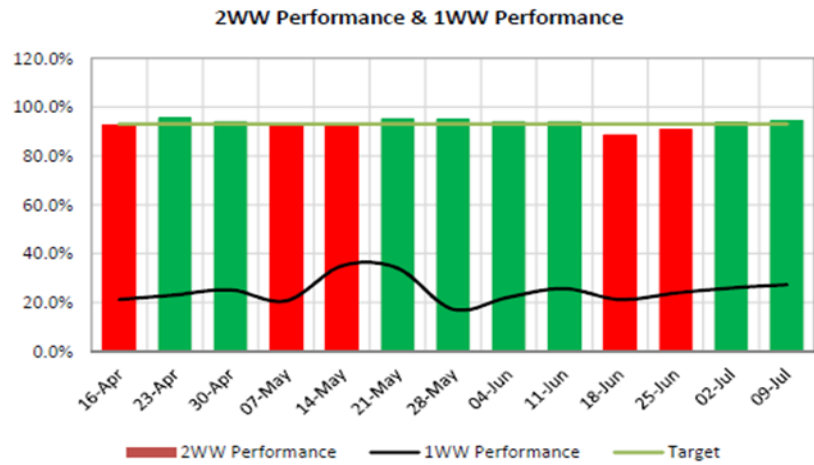
- Access to 1 week OPA is showing signs of sustainability.
- More Straight to Test (SST) and one stop capacity is being created to meet demand.
- The 2 week wait for first contact (including STT/one stops) has been achieved since July. September performance for 1 week waits achieved over 60% and for the 2 week wait achieved 98% the highest achieved and above national performance.

		BTUH							
		Jan-18	Feb-18	Mar-18	Apr-18	May-18	Jun-18	Jul-18	Aug-18
62 Day First (Urgent GP Referral)	62 Day First Performance	68.2%	65.6%	69.6%	83.6%	78.0%	74.5%	70.5%	74.9%
	Treatment Points	75.5	81.5	79	82.5	95.5	92	118.5	107.5
	Treatment Points Over 62 days	24	28	24	13.5	21	23.5	35	27
	Treatment Points Over 104 days	9	6	6	2.5	6	5.5	13	12.5

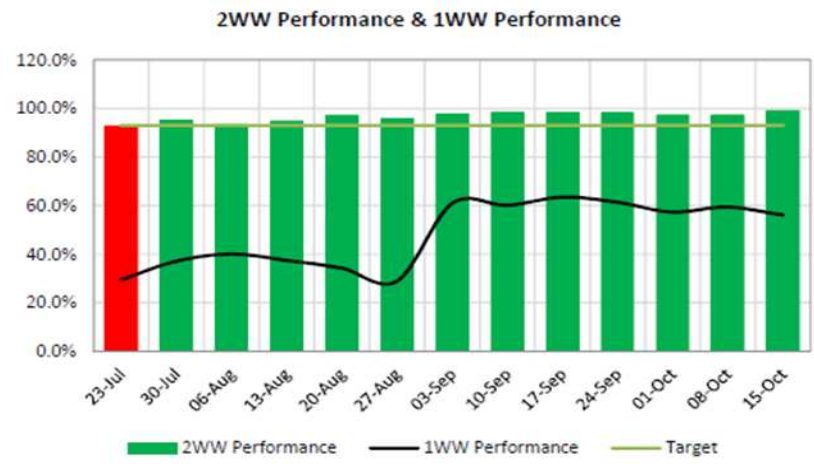
		BTUH							
		Jan-18	Feb-18	Mar-18	Apr-18	May-18	Jun-18	Jul-18	Aug-18
2WW (Urgent GP Referral)	62 Day First Performance	93.5%	93.8%	91.9%	91.2%	93.4%	91.7%	94.3%	95.3%
	Treatment Points	1441	1267	1700	1646	1873	1655	1798	1946
	Treatment Points Over 62 days	93	79	137	145	123	137	102	92



1 week wait and 2 week wait – snapshot waiting times for July and October 2018



**16th April 2018 to
 15th July 2018**



**16th July 2018 to
 21st October 2018**



Patients waiting by time band

- The referral rate have increased during September and October
- From day 38 the patient pathway recovers and continues to show improvements

- Patients waiting over 63 day have reduced in October compare to the September position.
- Focus continues to be on the reduction of the 63 day plus and daily grip of next step actions.
- There is strong partnership working with MEHT and SHUFT supporting improvement to the cancer pathway

Date	100+ Days	63-99 Days	63+ Days	58-62 Days	51-57 Days	51-62 Days	44-50 Days	38-43 Days	38-50 Days	32-37 Days	15-31 Days	00-14 Days	Total
02/09/2018	34	72	106	26	47	73	68	77	145	82	486	767	1659
09/09/2018	30	71	101	23	49	72	53	65	118	98	477	752	1618
16/09/2018	28	72	100	27	46	73	51	85	136	104	432	890	1735
23/09/2018	28	90	118	28	43	71	59	83	142	90	462	911	1794
30/09/2018	22	85	107	19	40	59	48	78	126	70	428	837	1627
07/10/2018	21	80	101	24	41	65	54	71	125	85	443	846	1665
14/10/2018	20	87	107	23	37	60	52	70	122	88	460	804	1641
21/10/2018	18	79	97	20	36	56	51	68	119	89	478	912	1751
28/10/2018	21	72	93	28	40	68	50	71	121	105	454	844	1685
Difference September to October	13	0	13	-2	7	5	18	6	24	-23	32	-77	-26
% Difference September to October	38.2%	0.0%	12.3%	-7.7%	14.9%	6.8%	26.5%	7.8%	16.6%	-28.0%	6.6%	-10.0%	-1.6%

Patients waiting over 62 days

62 Day First Backlog Summary 28/10/2018

Tumour Site	Basildon			Broomfield			Southend			London			Grand Total
	Treated	Treatment Booked	Treatment Date Pending	Treated	Treatment Booked	Treatment Date Pending	Treated	Treatment Booked	Treatment Date Pending	Treated	Treatment Booked	Treatment Date Pending	
Breast		1			2	1							4
Gynaecological	1		1					4	1				7
Haematological			1									1	2
Head and Neck	4	1	5		1	1							12
Lower Gastrointestinal	1		4									2	7
Lung		1	5					2	2			1	11
Other								1	1				2
Sarcoma												1	1
Skin	1		7	5	4	7			1				25
Upper Gastrointestinal			1			1	1						3
Urological			5					1	11		2		19
Grand Total	7	3	29	5	7	10	1	8	16		2	5	93

Dated/Undated	Basildon	Broomfield	Southend	London	Grand Total	Percent Dated/Undated
Treated	7	5	1		13	14.0%
Treatment Booked	3	7	8	2	20	21.5%
Treatment Date Pending	29	10	16	5	60	64.5%
Grand Total	39	22	25	7	93	
Percent at Trust	41.9%	23.7%	26.9%	7.5%		



Patients waiting over 62 days and those without diagnosis within 28 days of referral

Backlog	63+	104+
Basildon Only	42	8
Referrals In	2	1
Referrals Out	61	21
Total	105	30

**Week Ending
15/07/2018**

Diagnosis	Number	Breached
28+ Days W/O Diagnosis	415	45

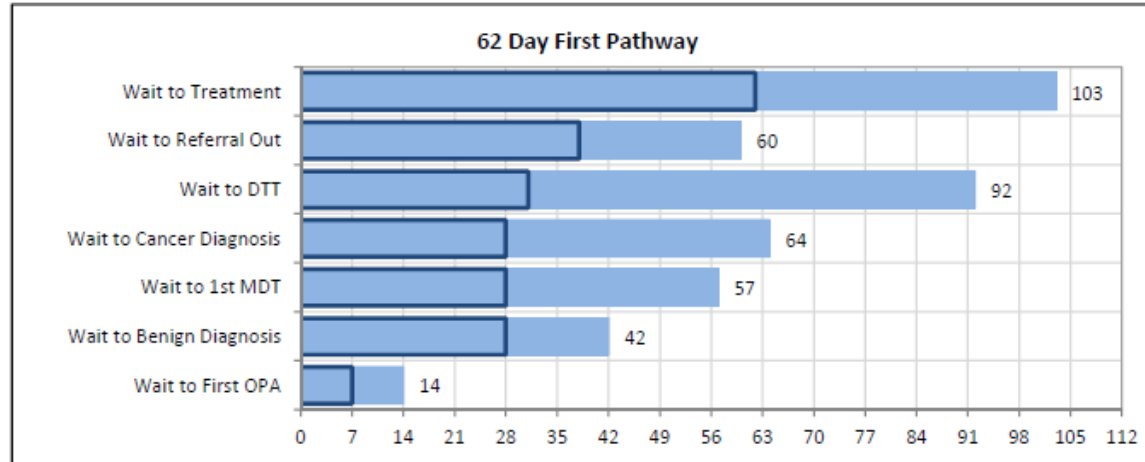
Backlog	63+	104+
Basildon Only	29	1
Referrals In	5	4
Referrals Out	58	9
Total	92	14

**Week Ending
21/10/2018**

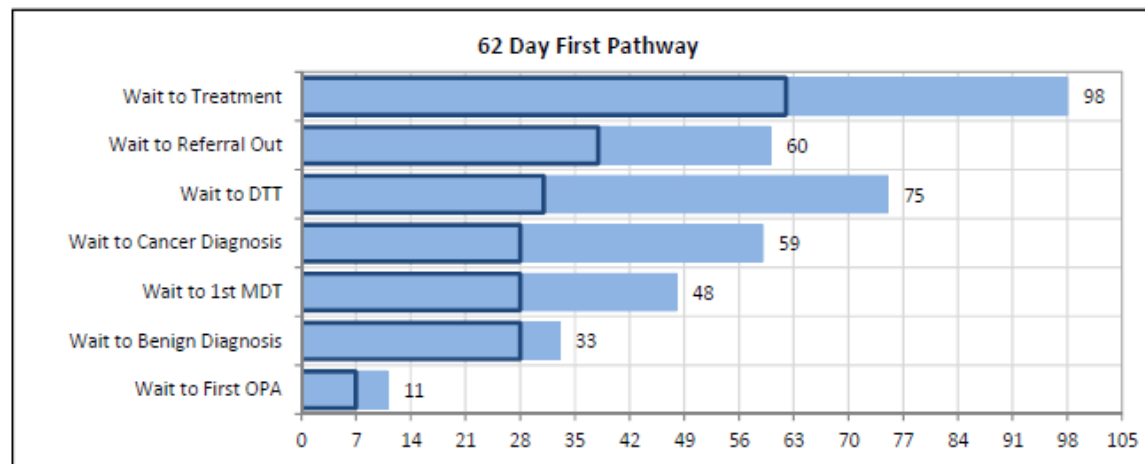
Diagnosis	Number	Breached
28+ Days W/O Diagnosis	275	43



Performance against internal standards throughout a patients pathway to treatment – July and October 2018



**Week Ending
15/07/2018**



**Week Ending
21/10/2018**



Next Steps

Further increasing capacity and capability:

- Recruitment of additional Cancer CNS (Urology, Colorectal, Breast) Recruitment of urology consultant to support pathway
- Recruitment of a Radiology and Pathology Coordinators to improve Turnaround Times
- Increase Endoscopy capacity to support cancer and RTT capacity (£40K cancer Alliance funding available)

Further pathway changes:

- Continue to focus on the challenged tumour sites (urology, upper and Lower GI) maximise one stops and STT
- Improved Urology pathway between Basildon and Southend

Areas for further operational management focus:

- Compliance with referrals out by day 38 to Tertiary Centres
- Clearing the backlog tail at Basildon and across Southend and Broomfield

